



NATA LIGHTING CO.,LTD.
www.nata.cn
Email:info@nata.com
Tel:+86-750-3770000 Fax:+86-750-3771111
Address:380JinOu Road,GaoXin Zone,Jiang Men City,Guangdong,China

NATA

Client:

LumCAT: 2-2639-L

Luminaire: 92.70.412.00

Report No: 20231011-B016

Ballast type: AC

Test No: 20231011-C016

Voltage(V): 34.770

LampCAT: TRIDONIC SLE G7 15MM

Current(A): 0.530

Lamp flux(lm): 3047.8

Power (W): 18.428

Number of Lamps: 1

PF: 0.000

Length(mm): 0

Width(mm): 0

Phm Type: C

Height(mm): 0

Photometric Results

Lumens(lm): 2900.69, Efficiency(%): 95.17% , Luminous Efficacy(lm/W): 157.41

Central intensity(cd): 11198.730, Maximum intensity(cd): 11198.730

Angle of maximum intensity: C=0.0 γ =0.0

Beam Angle(50%Imax): [C0/180]Total=22.2

[C90/270]Total=22.2

Field angle(10%Imax): [C0/180]Total=55.8

[C90/270]Total=55.8

Beam angle of C0 plane : 22.11

Aveage BeamAngle(IEC 61341):22.11

Maximum s/h(1/2): C0_180=0.37 C90_270=0.37

Maximum s/h(1/4): C0_180=0.42 C90_270=0.42

Up flux rate of lamp(%): 0.00%

Down flux rate of lamp(%): 95.17%

Up flux rate of LUM(%): - -

Down flux rate of LUM(%): 100.00%

CIE Type : Direct lighting

Output flux ratio in π solid angle : 98.157%

$\gamma(^{\circ})$	Average I(cd)	Zonal F(lm)	Sum F(lm)	Eff Flux(%)	Eff Sum(%)
0.0	11198.725	0.000	0	0.00%	0.00%
1.0	11117.009	10.678	10.678	0.35%	0.37%
2.0	11010.800	31.760	42.438	1.04%	1.46%
3.0	10698.121	51.921	94.358	1.70%	3.25%
4.0	10206.166	69.973	164.332	2.30%	5.67%
5.0	9602.604	85.216	249.548	2.80%	8.60%
6.0	8971.573	97.612	347.16	3.20%	11.97%
7.0	8268.167	107.007	454.167	3.51%	15.66%
8.0	7550.162	113.209	567.376	3.71%	19.56%
9.0	6888.963	117.021	684.397	3.84%	23.59%
10.0	6227.003	118.695	803.092	3.89%	27.69%
11.0	5630.568	118.481	921.573	3.89%	31.77%
12.0	5056.275	116.823	1038.396	3.83%	35.80%
13.0	4565.980	114.192	1152.587	3.75%	39.73%
14.0	4085.718	110.741	1263.328	3.63%	43.55%
15.0	3668.698	106.456	1369.784	3.49%	47.22%
16.0	3288.627	101.944	1471.729	3.34%	50.74%
17.0	2970.482	97.471	1569.2	3.20%	54.10%
18.0	2699.733	93.490	1662.689	3.07%	57.32%
19.0	2473.476	90.003	1752.693	2.95%	60.42%
20.0	2302.502	87.414	1840.106	2.87%	63.44%
21.0	2032.792	83.246	1923.353	2.73%	66.31%
22.0	1851.232	78.051	2001.404	2.56%	69.00%
23.0	1707.451	74.671	2076.075	2.45%	71.57%
24.0	1571.074	71.680	2147.755	2.35%	74.04%
25.0	1441.138	68.491	2216.246	2.25%	76.40%
26.0	1321.180	65.205	2281.451	2.14%	78.65%
27.0	1210.341	61.934	2343.385	2.03%	80.79%
28.0	1107.293	58.678	2402.063	1.93%	82.81%
29.0	1010.307	55.402	2457.465	1.82%	84.72%
30.0	897.427	51.508	2508.973	1.69%	86.50%
31.0	788.270	46.911	2555.884	1.54%	88.11%
32.0	684.302	42.187	2598.071	1.38%	89.57%
33.0	578.383	37.199	2635.271	1.22%	90.85%
34.0	486.371	32.223	2667.493	1.06%	91.96%
35.0	400.525	27.544	2695.037	0.90%	92.91%
36.0	326.185	23.139	2718.175	0.76%	93.71%
37.0	267.441	19.361	2737.536	0.64%	94.38%

$\gamma(^{\circ})$	Average I(cd)	Zonal F(lm)	Sum F(lm)	Eff Flux(%)	Eff Sum(%)
38.0	211.762	15.995	2753.531	0.52%	94.93%
39.0	177.913	13.301	2766.832	0.44%	95.39%
40.0	132.074	10.811	2777.643	0.35%	95.76%
41.0	92.738	8.005	2785.649	0.26%	96.03%
42.0	73.620	6.044	2791.693	0.20%	96.24%
43.0	60.176	4.956	2796.649	0.16%	96.41%
44.0	50.745	4.186	2800.836	0.14%	96.56%
45.0	44.428	3.658	2804.493	0.12%	96.68%
46.0	39.799	3.294	2807.787	0.11%	96.80%
47.0	36.457	3.033	2810.82	0.10%	96.90%
48.0	34.167	2.855	2813.675	0.09%	97.00%
49.0	32.396	2.733	2816.409	0.09%	97.09%
50.0	31.123	2.648	2819.057	0.09%	97.19%
51.0	30.375	2.602	2821.659	0.09%	97.28%
52.0	29.946	2.588	2824.247	0.08%	97.36%
53.0	29.912	2.604	2826.851	0.09%	97.45%
54.0	30.272	2.653	2829.504	0.09%	97.55%
55.0	30.922	2.732	2832.235	0.09%	97.64%
56.0	31.759	2.832	2835.068	0.09%	97.74%
57.0	32.610	2.943	2838.011	0.10%	97.84%
58.0	33.108	3.039	2841.05	0.10%	97.94%
59.0	33.122	3.096	2844.146	0.10%	98.05%
60.0	32.306	3.091	2847.237	0.10%	98.16%
61.0	30.763	3.010	2850.247	0.10%	98.26%
62.0	28.742	2.867	2853.114	0.09%	98.36%
63.0	26.314	2.678	2855.792	0.09%	98.45%
64.0	23.892	2.464	2858.255	0.08%	98.54%
65.0	22.114	2.277	2860.532	0.07%	98.62%
66.0	20.633	2.133	2862.665	0.07%	98.69%
67.0	19.540	2.020	2864.685	0.07%	98.76%
68.0	18.696	1.937	2866.622	0.06%	98.83%
69.0	18.059	1.875	2868.497	0.06%	98.89%
70.0	17.443	1.823	2870.32	0.06%	98.95%
71.0	16.959	1.778	2872.098	0.06%	99.01%
72.0	16.530	1.741	2873.84	0.06%	99.07%
73.0	16.149	1.709	2875.549	0.06%	99.13%
74.0	15.769	1.678	2877.227	0.06%	99.19%
75.0	15.444	1.649	2878.876	0.05%	99.25%

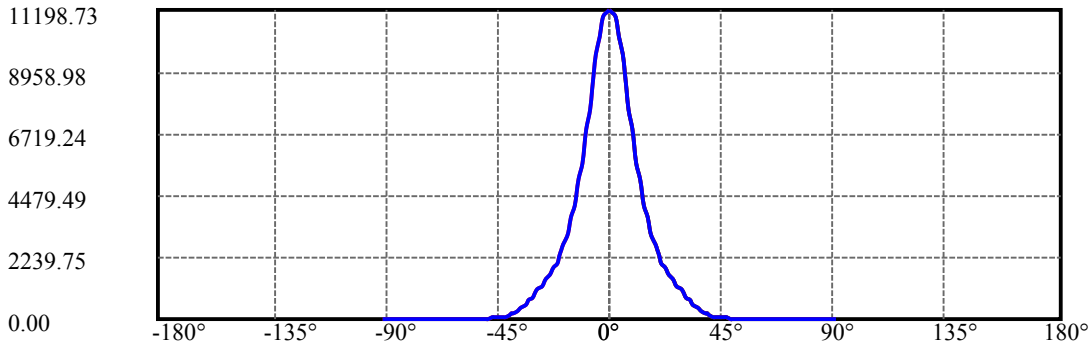
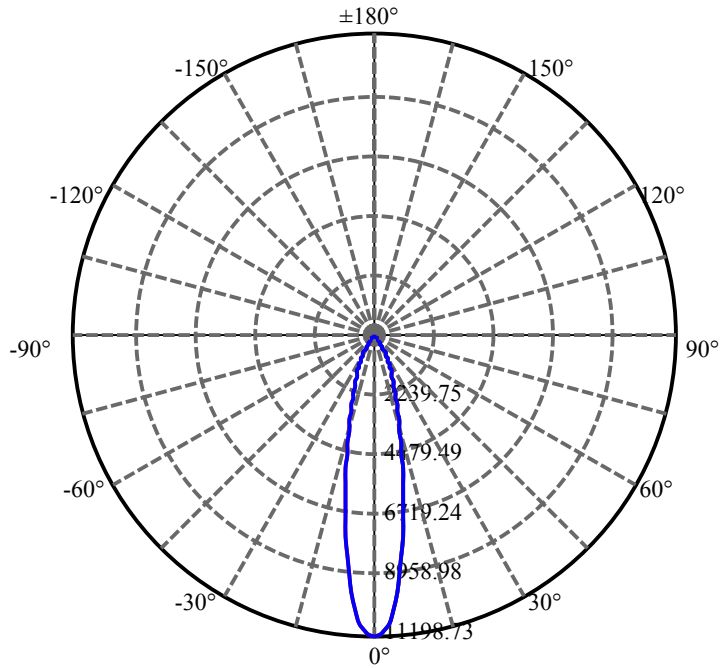
$\gamma(^{\circ})$	Average I(cd)	Zonal F(lm)	Sum F(lm)	Eff Flux(%)	Eff Sum(%)
76.0	15.167	1.625	2880.501	0.05%	99.30%
77.0	14.897	1.603	2882.104	0.05%	99.36%
78.0	14.620	1.580	2883.684	0.05%	99.41%
79.0	14.337	1.556	2885.239	0.05%	99.47%
80.0	14.060	1.531	2886.77	0.05%	99.52%
81.0	13.783	1.506	2888.276	0.05%	99.57%
82.0	13.465	1.478	2889.754	0.05%	99.62%
83.0	13.188	1.449	2891.203	0.05%	99.67%
84.0	12.925	1.423	2892.625	0.05%	99.72%
85.0	12.697	1.398	2894.024	0.05%	99.77%
86.0	12.468	1.376	2895.399	0.05%	99.82%
87.0	12.254	1.353	2896.752	0.04%	99.86%
88.0	12.039	1.331	2898.083	0.04%	99.91%
89.0	11.880	1.311	2899.394	0.04%	99.96%
90.0	11.790	1.298	2900.692	0.04%	100.00%

ZONAL LUMEN SUMMARY

Zone	Lumens	%Lamp	%Fixt
0-30	2508.97	82.32%	86.50%
0-40	2777.64	91.14%	95.76%
0-60	2847.24	93.42%	98.16%
0-90	2899.39	95.13%	99.96%
0-120	2899.39	95.13%	99.96%
0-180	2900.69	95.17%	100.00%
60-90	52.16	1.71%	1.80%
90-120	0.00	0.00%	0.00%
90-130	0.00	0.00%	0.00%
90-150	0.00	0.00%	0.00%
90-180	0.00	0.00%	0.00%
0-26.63	2320.55	76.14%	80.00%

ZONAL LUMEN SUMMARY

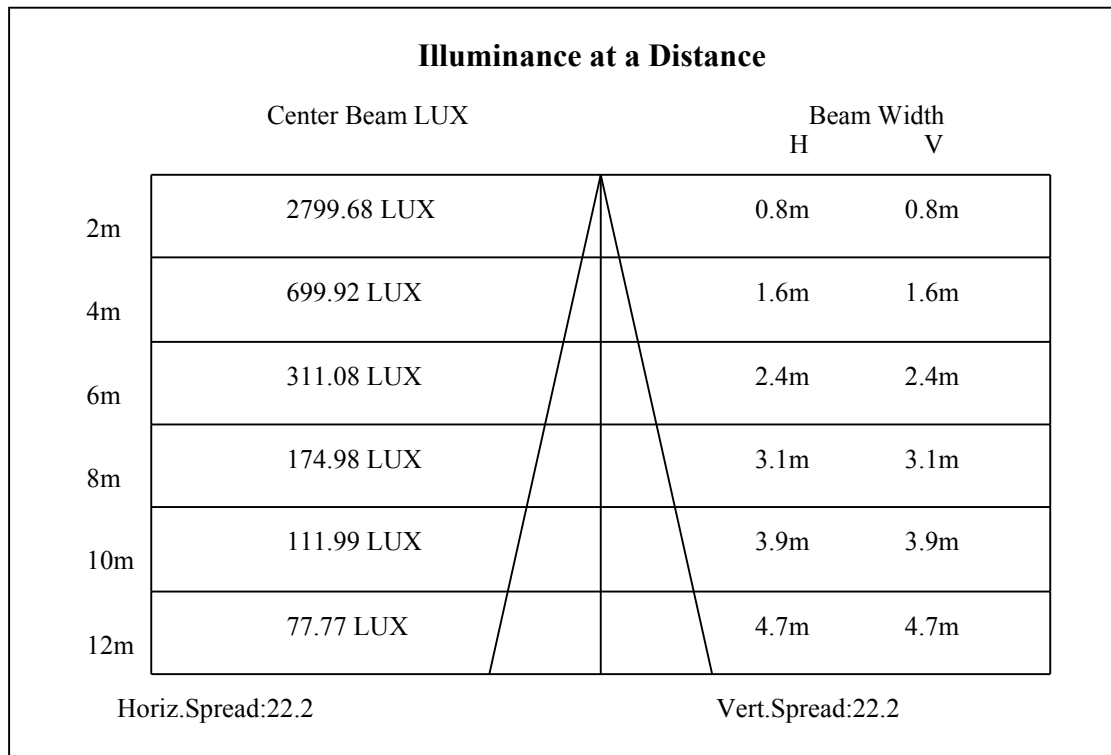
0-10	803.09
10-20	1037.01
20-30	668.87
30-40	268.67
40-50	41.41
50-60	28.18
60-70	23.08
70-80	16.45
80-90	12.62
90-100	0.00
100-110	0.00
110-120	0.00
120-130	0.00
130-140	0.00
140-150	0.00
150-160	0.00
160-170	0.00
170-180	0.00

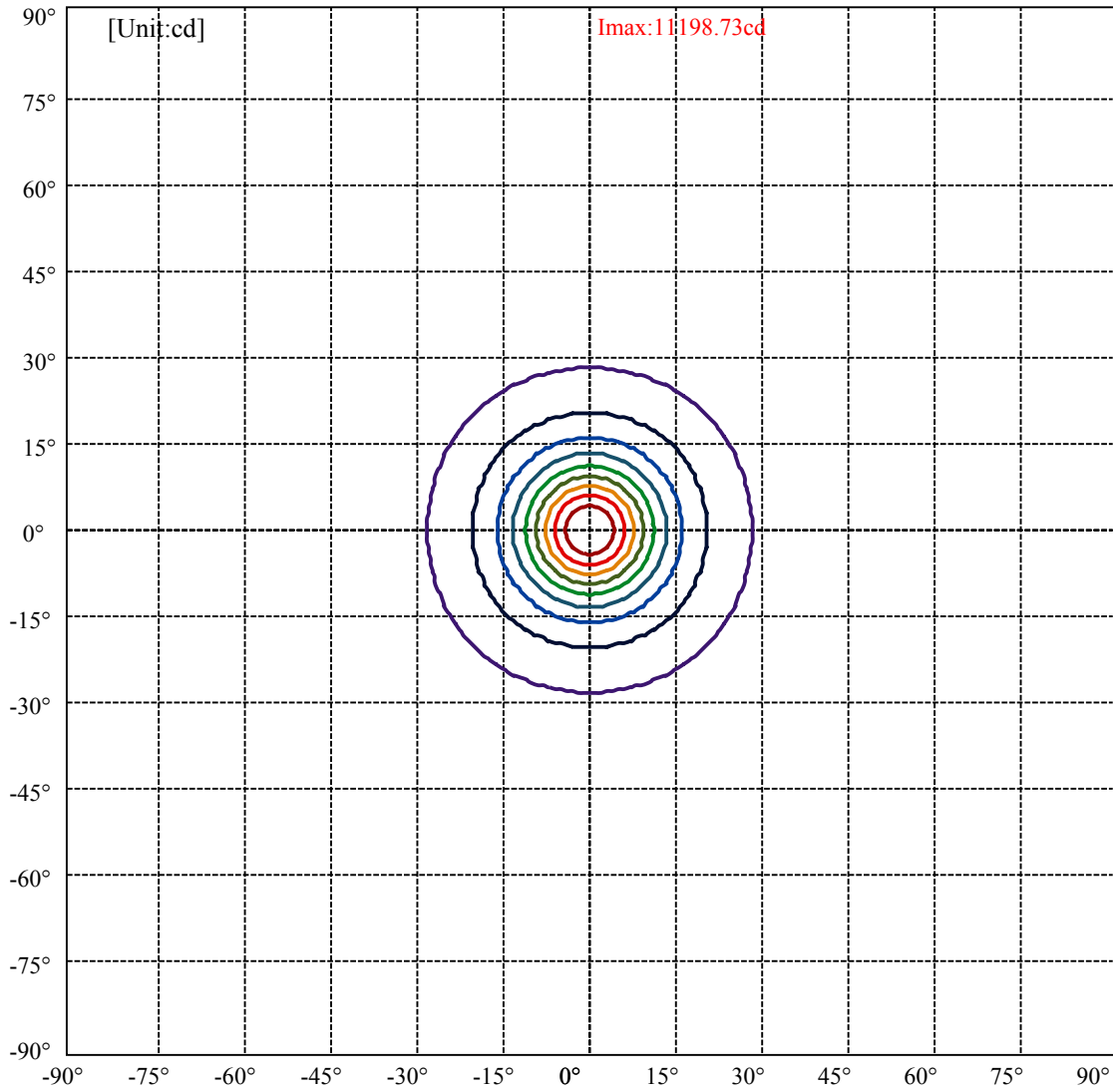


C0(Max): —————
C0/C180: —————
C90/C270: —————

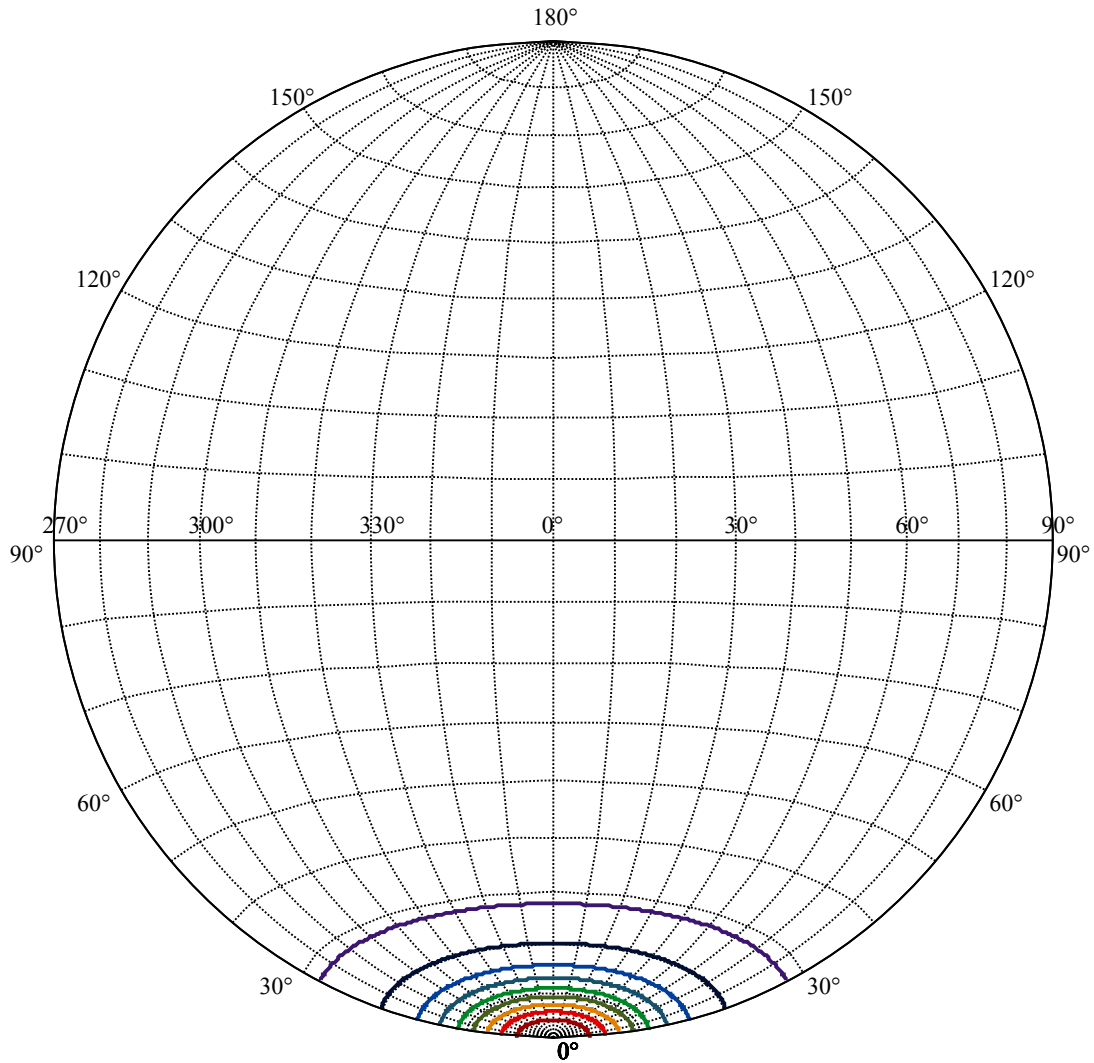
Field angle(10%Imax):C0/180Left:27.9 Right:27.9
:C90/270Left:27.9 Right:27.9

Beam Angle(50%Imax):C0/180Left:11.1 Right:11.1
:C90/270Left:11.1 Right:11.1





(10%Imax) 1119.87	—
(20%Imax) 2239.75	—
(30%Imax) 3359.62	—
(40%Imax) 4479.49	—
(50%Imax) 5599.36	—
(60%Imax) 6719.24	—
(70%Imax) 7839.11	—
(80%Imax) 8958.98	—
(90%Imax) 10078.9	—



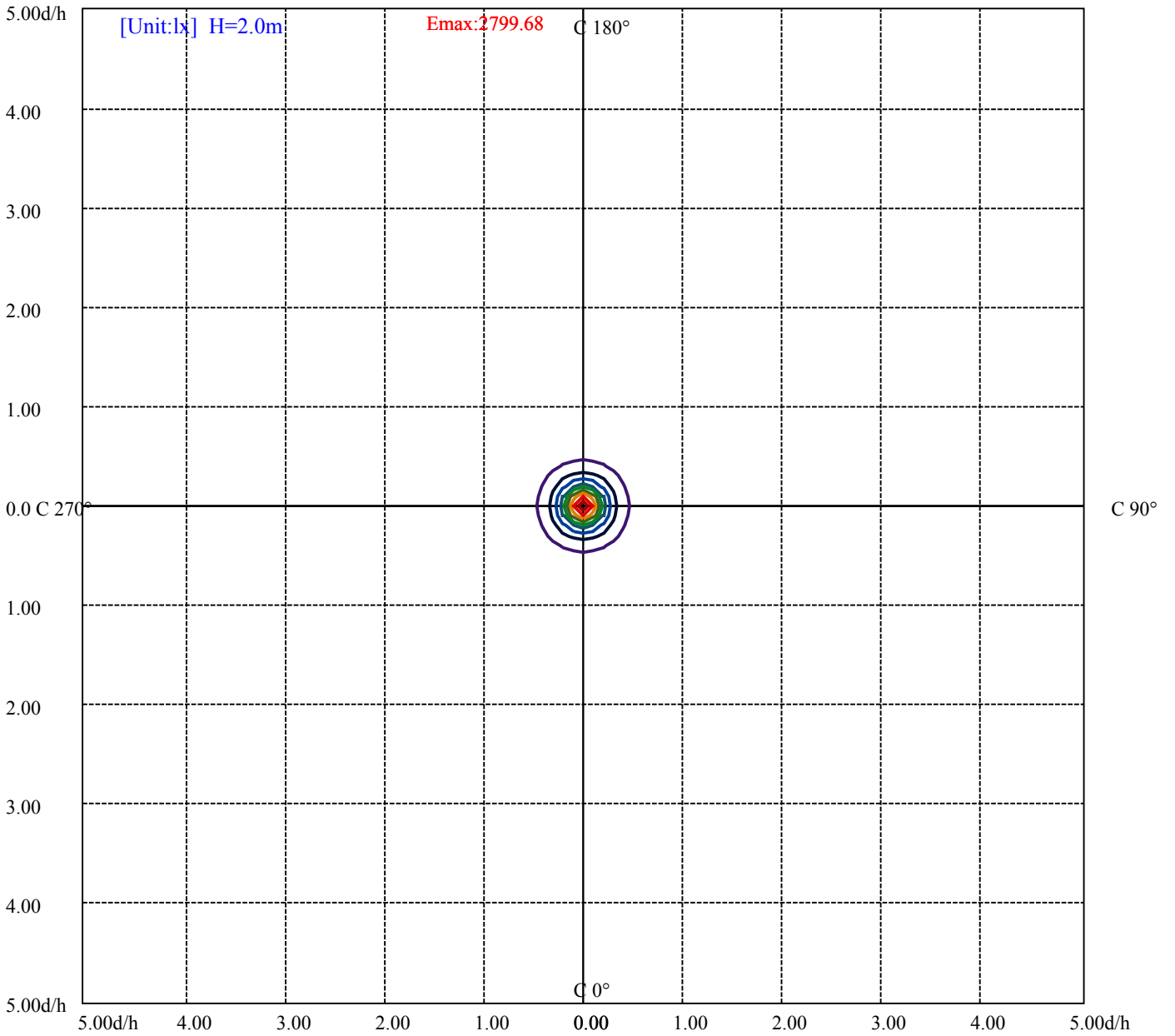
House

[Unit:cd]

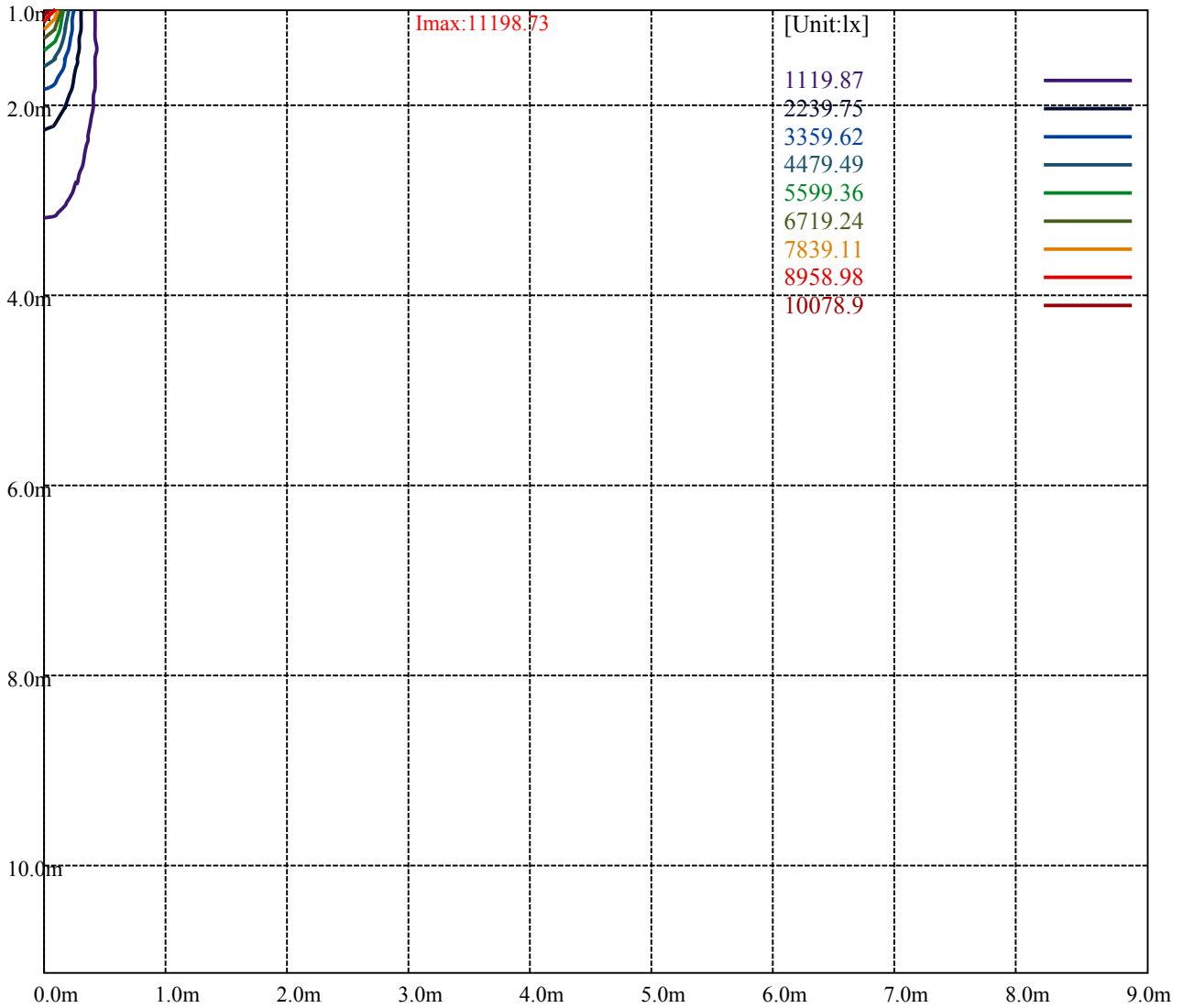
Road

Imax:11198.73

(10%Imax)	1119.87	—
(20%Imax)	2239.75	—
(30%Imax)	3359.62	—
(40%Imax)	4479.49	—
(50%Imax)	5599.36	—
(60%Imax)	6719.24	—
(70%Imax)	7839.11	—
(80%Imax)	8958.98	—
(90%Imax)	10078.9	—



- (10%Emax) 279.9675
- (20%Emax) 559.935
- (30%Emax) 839.9025
- (40%Emax) 1119.873
- (50%Emax) 1399.84
- (60%Emax) 1679.807
- (70%Emax) 1959.775
- (80%Emax) 2239.742
- (90%Emax) 2519.7



Luminance Table

γ	45	50	55	60	65	70	75	80	85
C0	0	0	0	0	0	0	0	0	0
C45	0	0	0	0	0	0	0	0	0
C90	0	0	0	0	0	0	0	0	0

L(Hor)(65)	L(Ver)(65)	L45(65)	L(Hor)(75)	L(Ver)(75)	L45(75)	L(Hor)(85)	L(Ver)(85)	L45(85)
0	0	0	0	0	0	0	0	0

Glare Table

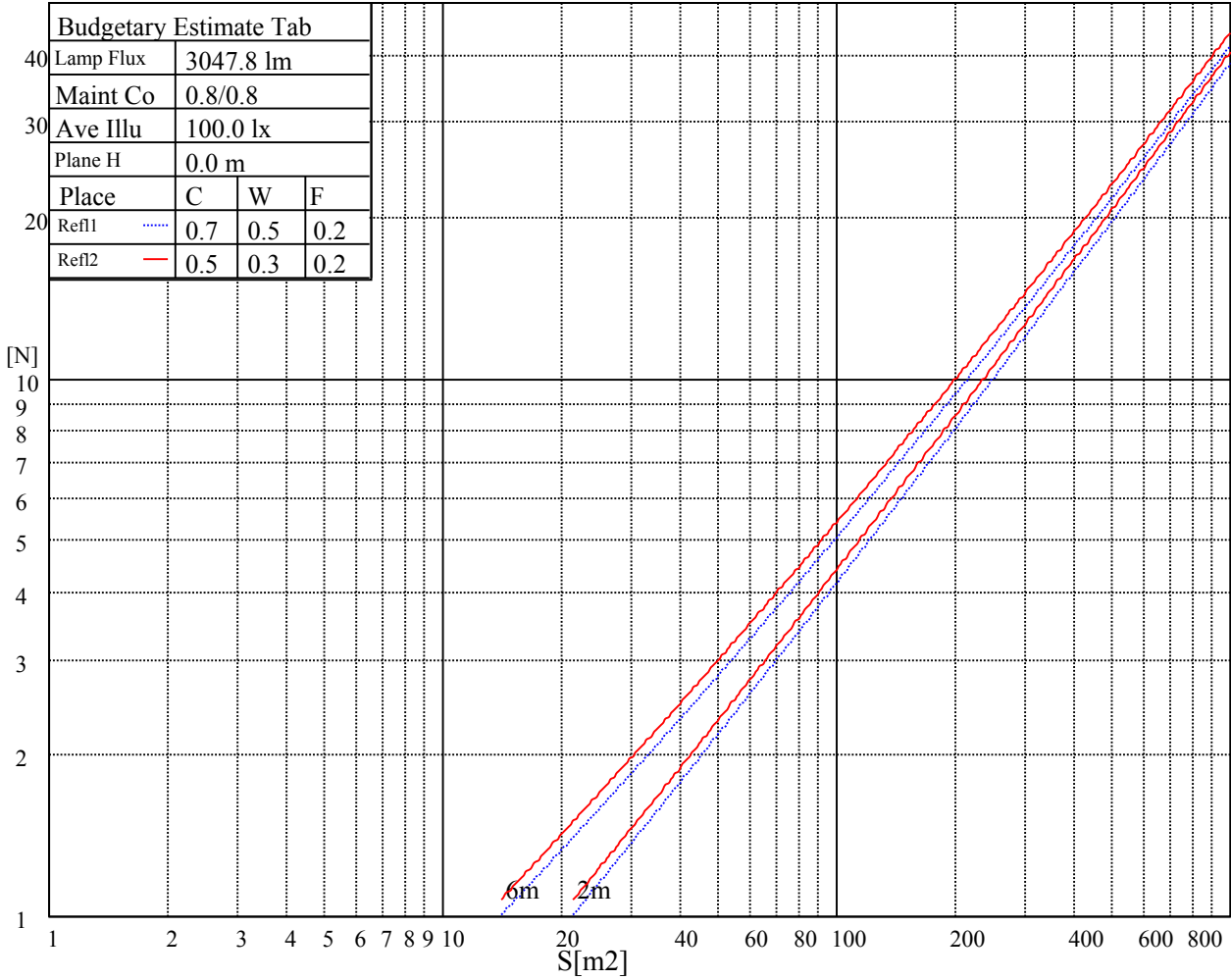
Glare	Quality	Service Values Illuminance(lx)							
1.15	A	2000	1000	500	<=300				
1.5	B		2000	1000	500	<=300			
1.85	C			2000	1000	500	<=300		
2.2	D				2000	1000	500	<=300	
2.55	E					2000	1000	500	<=300
		a	b	c	d	e	f	g	h

Luminance Limiting Curve

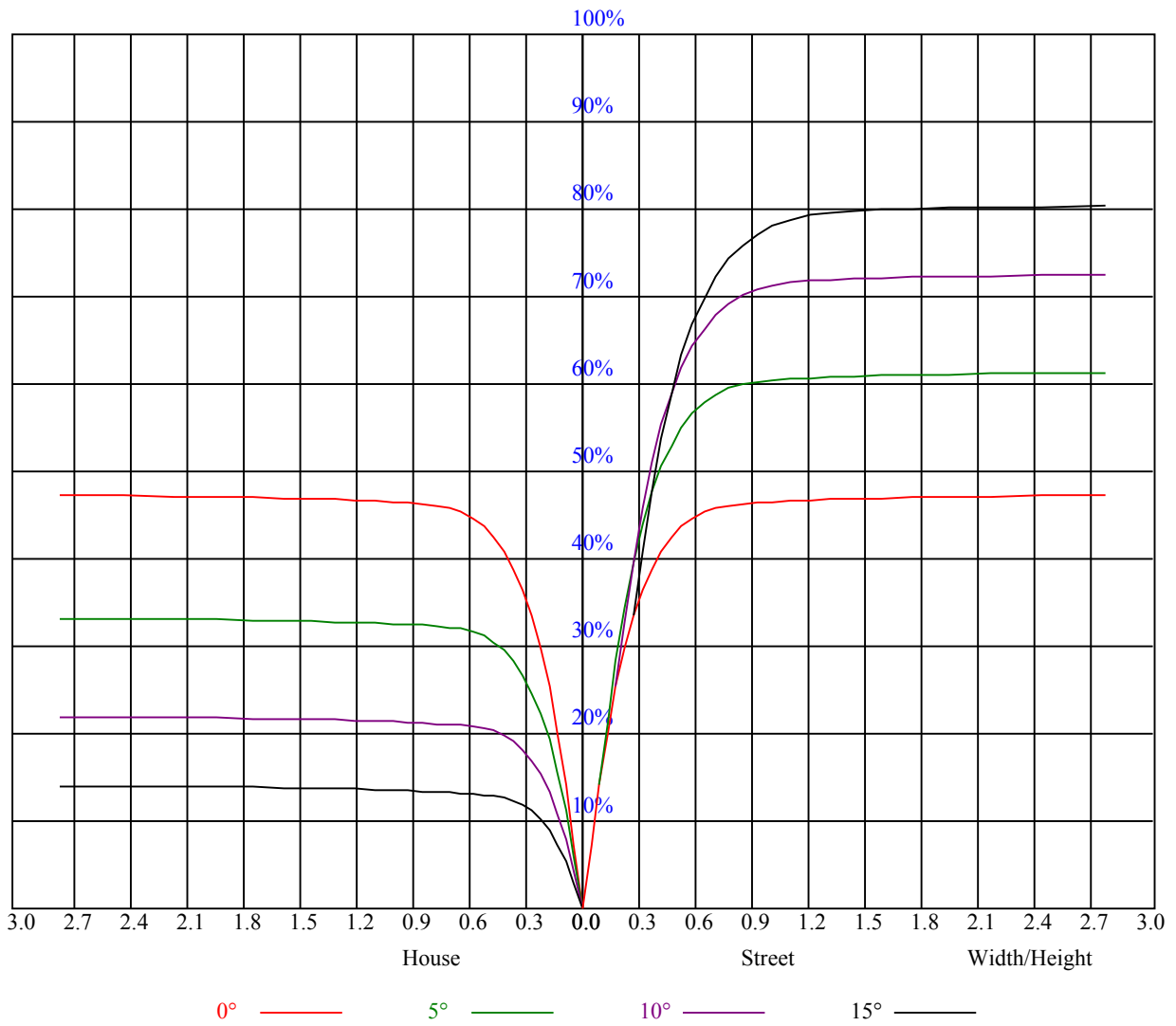


Illumination assessment according UGR										
Rf of Ceiling	70	70	50	50	30	70	70	50	50	30
Rf of Wall	50	30	50	30	30	50	30	50	30	30
Rf of Floor	20	20	20	20	20	20	20	20	20	20
Room dimensions	Viewed crosswise					Viewed endwise				
X	Y									
2H	2H	非数字	非数字	非数字	非数字	非数字	非数字	非数字	非数字	非数字
	3H	非数字	非数字	非数字	非数字	非数字	非数字	非数字	非数字	非数字
	4H	非数字	非数字	非数字	非数字	非数字	非数字	非数字	非数字	非数字
	6H	非数字	非数字	非数字	非数字	非数字	非数字	非数字	非数字	非数字
	8H	非数字	非数字	非数字	非数字	非数字	非数字	非数字	非数字	非数字
	12H	非数字	非数字	非数字	非数字	非数字	非数字	非数字	非数字	非数字
4H	2H	非数字	非数字	非数字	非数字	非数字	非数字	非数字	非数字	非数字
	3H	非数字	非数字	非数字	非数字	非数字	非数字	非数字	非数字	非数字
	4H	非数字	非数字	非数字	非数字	非数字	非数字	非数字	非数字	非数字
	6H	非数字	非数字	非数字	非数字	非数字	非数字	非数字	非数字	非数字
	8H	非数字	非数字	非数字	非数字	非数字	非数字	非数字	非数字	非数字
	12H	非数字	非数字	非数字	非数字	非数字	非数字	非数字	非数字	非数字
8H	4H	非数字	非数字	非数字	非数字	非数字	非数字	非数字	非数字	非数字
	6H	非数字	非数字	非数字	非数字	非数字	非数字	非数字	非数字	非数字
	8H	非数字	非数字	非数字	非数字	非数字	非数字	非数字	非数字	非数字
	12H	非数字	非数字	非数字	非数字	非数字	非数字	非数字	非数字	非数字
12H	4H	非数字	非数字	非数字	非数字	非数字	非数字	非数字	非数字	非数字
	6H	非数字	非数字	非数字	非数字	非数字	非数字	非数字	非数字	非数字
	8H	非数字	非数字	非数字	非数字	非数字	非数字	非数字	非数字	非数字
Variation with the observer position at spacings:										
S = 1.0H	非数字/非数字					非数字/非数字				
S = 1.5H	非数字/非数字					非数字/非数字				
S = 2.0H	非数字/非数字					非数字/非数字				
Standard tables:	BK0					BK0				
Uncorrected UGR	负无穷大					负无穷大				

UGR calculation is based on CIE Publ. 117 ,S/H = 0.25



RHOCC	80			70			50			30			10			0
RHOW	50	30	10	50	30	10	50	30	10	50	30	10	50	30	10	0
RCR	COEFFICIENTS OF UTILIZATION RHOFC=20 CU															
0	1.13	1.13	1.13	1.11	1.11	1.11	1.06	1.06	1.06	1.01	1.01	1.01	0.97	0.97	0.97	0.95
1	1.06	1.04	1.02	1.04	1.02	1.01	1.00	0.99	0.98	0.97	0.96	0.95	0.94	0.93	0.92	0.90
2	1.00	0.97	0.94	0.99	0.96	0.93	0.96	0.93	0.91	0.93	0.91	0.89	0.90	0.89	0.87	0.86
3	0.95	0.91	0.88	0.94	0.90	0.87	0.91	0.88	0.86	0.89	0.87	0.85	0.87	0.85	0.83	0.82
4	0.90	0.86	0.83	0.89	0.85	0.82	0.88	0.84	0.81	0.86	0.83	0.80	0.84	0.82	0.80	0.78
5	0.86	0.82	0.78	0.86	0.81	0.78	0.84	0.80	0.77	0.82	0.79	0.77	0.81	0.78	0.76	0.75
6	0.83	0.78	0.75	0.82	0.78	0.74	0.81	0.77	0.74	0.79	0.76	0.74	0.78	0.75	0.73	0.72
7	0.79	0.75	0.71	0.79	0.74	0.71	0.78	0.74	0.71	0.77	0.73	0.71	0.76	0.73	0.70	0.69
8	0.76	0.72	0.69	0.76	0.71	0.68	0.75	0.71	0.68	0.74	0.70	0.68	0.73	0.70	0.68	0.67
9	0.73	0.69	0.66	0.73	0.69	0.66	0.72	0.68	0.66	0.71	0.68	0.65	0.71	0.68	0.65	0.64
10	0.71	0.66	0.63	0.70	0.66	0.63	0.70	0.66	0.63	0.69	0.66	0.63	0.69	0.65	0.63	0.62



Intensity data(cd)

C/γ(°)	0.0	1.0	2.0	3.0	4.0	5.0	6.0	7.0	8.0
0.0	10983.81	10901.34	10361.09	9846.85	9222.46	8403.78	7742.86	7068.65	6435.41
45.0	11353.02	11247.85	11037.51	10694.32	10057.75	9471.00	8834.43	7987.52	7323.28
90.0	11016.47	11016.47	10855.39	10415.89	9873.98	9080.20	8406.00	7573.48	6907.58
135.0	11441.59	11369.63	11236.78	11020.90	10528.25	9991.32	9371.36	8563.20	7904.49
180.0	10983.81	10983.81	11347.49	11231.25	10937.87	10550.40	10052.21	9482.07	8684.98
225.0	11353.02	11026.44	11026.44	10764.06	10328.98	9800.91	9046.44	8400.46	7734.56
270.0	11016.47	11358.56	11269.99	11054.11	10622.36	10168.46	9603.85	9000.50	8203.40
315.0	11441.59	11031.97	10951.71	10557.59	10077.68	9354.76	8715.42	8069.45	7207.59
360.0	10983.81	10901.34	10361.09	9846.85	9222.46	8403.78	7742.86	7068.65	6435.41
C/γ(°)	9.0	10.0	11.0	12.0	13.0	14.0	15.0	16.0	17.0
0.0	5715.81	5176.12	4698.97	4245.07	3734.15	3384.32	3048.88	2678.01	2435.00
45.0	6664.57	6072.29	5524.29	4887.72	4428.29	4013.14	3520.49	3166.23	2856.25
90.0	6285.40	5581.86	5064.85	4588.81	4141.56	3648.36	3294.65	2977.47	2699.04
135.0	7256.86	6470.84	5889.62	5219.84	4732.73	4284.37	3874.75	3492.81	3088.73
180.0	8015.20	7378.63	6731.00	5972.65	5419.12	4915.40	4339.72	3913.50	3537.10
225.0	7078.62	6293.70	5731.31	5206.56	4707.27	4166.47	3774.56	3413.10	3097.03
270.0	7539.16	6885.99	6127.64	5568.57	5042.71	4472.57	4051.88	3553.70	3227.11
315.0	6556.08	5956.60	5276.86	4760.96	4322.01	3801.13	3444.65	3114.19	2823.59
360.0	5715.81	5176.12	4698.97	4245.07	3734.15	3384.32	3048.88	2678.01	2435.00
C/γ(°)	18.0	19.0	20.0	21.0	22.0	23.0	24.0	25.0	26.0
0.0	2170.97	1987.75	1829.99	1695.48	1544.92	1432.00	1326.27	1099.93	1099.93
45.0	2856.25	2301.05	2067.46	1900.29	1753.60	1629.06	1486.80	1375.54	1272.03
90.0	2403.45	2204.18	2026.50	1826.67	1694.93	1546.58	1437.53	1327.93	1096.17
135.0	2811.96	2811.96	2532.43	2116.17	1956.75	1808.96	1652.30	1533.85	1419.82
180.0	3160.69	2878.39	2811.96	2536.30	2165.43	1992.18	1838.85	1685.52	1560.97
225.0	2755.50	2515.27	2252.89	2074.65	1921.32	1748.62	1636.25	1526.10	1422.59
270.0	2933.74	2800.89	2800.89	2175.95	2013.21	1862.65	1687.73	1579.79	1469.64
315.0	2505.30	2288.32	2097.90	1936.82	1759.69	1639.57	1502.85	1400.45	1228.30
360.0	2170.97	1987.75	1829.99	1695.48	1544.92	1432.00	1326.27	1099.93	1099.93
C/γ(°)	27.0	28.0	29.0	30.0	31.0	32.0	33.0	34.0	35.0
0.0	995.20	892.80	791.72	668.34	573.52	486.06	390.30	322.16	260.00
45.0	1169.07	1044.52	941.01	839.71	738.42	616.64	527.52	426.78	352.60
90.0	1096.17	993.71	890.25	788.18	663.03	567.43	479.58	399.82	309.21
135.0	1284.20	1180.69	1052.83	948.21	844.14	741.74	619.96	529.73	450.02
180.0	1456.91	1353.95	1219.99	1114.82	1011.31	901.71	769.97	667.56	550.77
225.0	1218.33	1083.38	1083.38	979.21	845.30	742.90	640.55	526.41	444.82
270.0	1370.00	1243.24	1139.73	1010.20	901.71	790.45	666.46	570.14	481.02
315.0	1092.85	1066.05	963.54	830.75	728.73	627.49	532.72	448.36	355.76
360.0	995.20	892.80	791.72	668.34	573.52	486.06	390.30	322.16	260.00
C/γ(°)	36.0	37.0	38.0	39.0	40.0	41.0	42.0	43.0	44.0
0.0	196.62	156.10	123.33	93.44	76.06	63.32	54.25	46.28	41.79
45.0	284.52	284.52	162.35	126.37	93.10	74.89	61.66	52.42	44.56
90.0	246.32	193.90	141.32	109.38	81.15	65.82	55.13	46.11	41.13
135.0	374.74	288.95	288.95	218.20	137.55	101.41	81.15	63.32	53.75
180.0	465.52	388.58	301.12	285.07	285.07	142.70	104.12	82.53	66.76
225.0	351.77	285.18	226.12	176.91	128.42	99.91	79.38	64.38	52.20
270.0	401.87	312.75	280.09	280.09	150.01	109.66	87.35	70.85	58.95
315.0	288.12	229.55	170.82	133.85	105.23	84.19	65.93	55.52	46.83
360.0	196.62	156.10	123.33	93.44	76.06	63.32	54.25	46.28	41.79

Intensity data(cd)

C/γ(°)	45.0	46.0	47.0	48.0	49.0	50.0	51.0	52.0	53.0
0.0	38.36	35.81	33.49	32.11	31.00	30.39	30.11	30.11	30.56
45.0	40.24	37.03	34.60	32.71	31.00	30.17	29.56	29.34	29.34
90.0	37.47	34.82	32.38	31.00	30.00	29.28	28.95	28.89	29.17
135.0	47.00	41.02	37.64	35.09	33.10	31.44	30.50	29.95	29.72
180.0	55.80	46.66	41.74	38.14	34.93	33.10	31.77	30.72	30.17
225.0	45.67	41.02	37.75	34.71	32.99	31.33	30.61	30.11	30.11
270.0	48.77	43.23	38.47	35.81	33.77	31.94	30.89	30.22	29.95
315.0	42.12	38.80	35.59	33.77	32.38	31.33	30.61	30.22	30.28
360.0	38.36	35.81	33.49	32.11	31.00	30.39	30.11	30.11	30.56
C/γ(°)	54.0	55.0	56.0	57.0	58.0	59.0	60.0	61.0	62.0
0.0	31.11	32.11	32.49	32.60	32.27	30.89	29.01	26.79	24.63
45.0	29.95	30.72	31.61	32.55	33.05	33.10	32.27	30.33	28.06
90.0	30.00	30.83	31.83	32.60	32.88	32.27	30.83	28.78	26.57
135.0	29.89	30.50	31.27	32.33	33.16	33.49	32.88	31.72	29.84
180.0	30.11	30.33	31.11	31.99	32.77	33.71	34.04	33.60	32.05
225.0	30.39	31.16	32.27	33.21	33.77	34.10	33.27	31.83	29.67
270.0	30.06	30.50	31.16	32.38	33.32	33.82	33.60	32.49	30.94
315.0	30.67	31.22	32.33	33.21	33.65	33.60	32.55	30.56	28.17
360.0	31.11	32.11	32.49	32.60	32.27	30.89	29.01	26.79	24.63
C/γ(°)	63.0	64.0	65.0	66.0	67.0	68.0	69.0	70.0	71.0
0.0	22.31	20.92	19.87	18.88	18.27	17.60	17.10	16.66	16.33
45.0	25.63	23.47	21.53	20.26	19.10	18.43	17.82	17.10	16.72
90.0	24.24	22.03	20.54	19.54	18.71	17.88	17.38	16.88	16.38
135.0	26.90	24.47	22.69	21.20	19.82	19.10	18.38	17.71	17.16
180.0	30.00	27.62	25.19	22.69	21.26	19.93	19.15	18.43	17.77
225.0	27.18	24.13	22.31	20.92	19.65	18.82	18.10	17.55	17.05
270.0	28.62	25.52	23.36	21.37	20.20	19.32	18.60	17.82	17.33
315.0	25.63	22.97	21.42	20.20	19.32	18.49	17.93	17.38	16.94
360.0	22.31	20.92	19.87	18.88	18.27	17.60	17.10	16.66	16.33
C/γ(°)	72.0	73.0	74.0	75.0	76.0	77.0	78.0	79.0	80.0
0.0	15.89	15.55	15.28	15.06	14.72	14.50	14.23	13.84	13.62
45.0	16.33	16.00	15.55	15.28	15.06	14.83	14.56	14.28	14.00
90.0	16.00	15.67	15.39	15.11	14.83	14.56	14.34	14.06	13.78
135.0	16.77	16.38	15.94	15.61	15.33	15.06	14.83	14.56	14.28
180.0	17.33	16.83	16.50	16.00	15.67	15.39	15.11	14.83	14.56
225.0	16.61	16.16	15.78	15.44	15.22	14.83	14.56	14.34	14.06
270.0	16.88	16.50	16.00	15.67	15.33	15.11	14.78	14.50	14.17
315.0	16.44	16.11	15.72	15.39	15.17	14.89	14.56	14.28	14.00
360.0	15.89	15.55	15.28	15.06	14.72	14.50	14.23	13.84	13.62
C/γ(°)	81.0	82.0	83.0	84.0	85.0	86.0	87.0	88.0	89.0
0.0	13.40	13.06	12.84	12.62	12.40	12.23	12.01	11.79	11.79
45.0	13.67	13.40	13.06	12.79	12.62	12.34	12.18	11.96	11.73
90.0	13.45	13.17	12.90	12.68	12.51	12.23	12.07	11.90	11.73
135.0	14.00	13.62	13.34	13.06	12.84	12.62	12.40	12.18	11.96
180.0	14.34	13.95	13.67	13.34	13.01	12.79	12.51	12.29	12.12
225.0	13.78	13.45	13.17	12.95	12.68	12.45	12.29	12.07	11.90
270.0	13.95	13.67	13.34	13.06	12.84	12.62	12.34	12.12	11.96
315.0	13.67	13.40	13.17	12.90	12.68	12.45	12.23	12.01	11.85
360.0	13.40	13.06	12.84	12.62	12.40	12.23	12.01	11.79	11.79

Intensity data(cd)

C/γ(°)	90.0
0.0	11.79
45.0	11.73
90.0	11.79
135.0	11.79
180.0	11.96
225.0	11.73
270.0	11.73
315.0	11.79
360.0	11.79